

# AGENDA

**UPPER YAMPA WATER CONSERVANCY DISTRICT  
BOARD OF DIRECTORS MEETING  
WEDNESDAY, MARCH 18, 2026 (12:00 PM)  
MOUNTAIN VALLEY BANK COMMUNITY ROOM  
2220 CURVE PLAZA, STEAMBOAT SPRINGS, CO  
ONLINE MEETING:**

**[HTTPS://US06WEB.ZOOM.US/J/88364557950?PWD=N8ZDQRZDYOWdDSD3HJEdu0BZFYOWtD.1](https://us06web.zoom.us/j/88364557950?pwd=N8ZDQRZDYOWdDSD3HJEdu0BZFYOWtD.1)**  
**MEETING ID: 883 6455 7950 - PASSCODE: 631329**

## INSTRUCTIONS ON HOW TO JOIN A ZOOM MEETING FOLLOW THE AGENDA

A Board of Directors meeting packet is available for public review on our website at <https://www.upperypampawater.gov/board-meetings> by the Friday before the meeting. Amendments to the Agenda and new documents that are generated or submitted after the original posting of the meeting materials will be posted under "Additional Documents" on the website for the relevant meeting.

**QUESTIONS ON AGENDA AND/OR BOARD MATERIALS:** Members of the public or Board of Directors with questions on the agenda or meeting materials, including the consent agenda, are welcome to contact the General Manager at the District offices prior to the meeting. You may reach the General Manager at: [arossi@upperypampawater.com](mailto:arossi@upperypampawater.com) or (970) 871-1035 Ext. 2.

**MEETING PROCEDURE:** Comments from the Public are welcome at two different times during the course of the meeting: 1) Comments no longer than three (3) minutes on items **not** scheduled on the Agenda will be heard under Public Input and Comment; and 2) Comments no longer than three (3) minutes on all scheduled public hearing items will be heard following the presentation. Please wait until you are recognized by the President. With the exception of subjects brought up during Public Input and Comment, on which no action will be taken or a decision made, the Board may take action on, and may make a decision regarding, ANY item referred to in this agenda, including, without limitation, any item referenced for "review", "update", "report", or "discussion" whether or not listed as an "Action Item."

- (1) **12:00 PM** Establishment of Quorum and Call to Order
- (2) **12:00 PM** Approval of Agenda for Meeting **Action item**
- (3) **12:05 PM** Public Input and Comment  
The Board will make no decision nor take action, except to direct the General Manager. Those addressing the Board are requested to identify themselves by name, organization, if any, and address. Comments shall not exceed three (3) minutes.
  - a. Update from Colorado River Conservation District and UCRC
- (4) **1:05 PM** Board Member Reports
  - a. Board Member Disbursements
- (5) **1:10 PM** Consent Agenda **Action item**
  - a. Approval of the Minutes of the January 21, 2026 Board of Directors Meeting
  - b. Approval of the Minutes of the March 5, 2026 Executive Committee Meeting
  - c. Financials
    - i. Approval of Disbursements

- ii. Budget Comparison
- (6) **1:20 PM** Public Information Updates
  - a. Grant Disbursements
  - b. New Grant Applications **Action item**
  - c. Community Events
- (7) **1:50 PM** Report of General Manager
  - a. General Manager's Report
  - b. Augmentation Plan Updates
  - c. Financial Audit Update
  - d. Board Member Appointment Recognition
- (8) **2:30 PM** District Engineer Report
  - a. Update on Reservoir Water Status
  - b. CWT Contract Volume Allocation
  - c. Upper Yampa River Water Quality Update
  - d. CPW Water Storage Contract
  - e. FERC Owner Dam Safety Program
- (9) **4:00 PM** Pending Water Cases
  - a. Water Resumes
  - b. Status of Other Water Cases
- (10) **4:15 PM** New Business (Limited to emergency matters that came up **Action item**  
During the course of the meeting)
- (11) **4:25 PM** Executive Sessions:
  - a. Executive session under CRS § 24-6-402(4)(b) to discuss legal issues on Water Resumes, Water Cases, Contract Negotiations and \_\_\_\_\_ (insert description) . Mere presence or participation of an attorney at an executive session is not sufficient to satisfy the requirements of CRS § 24-6-402(4)(b). Executive sessions to discuss legal matters are not recorded.
  - b. Executive session under CRS § 24-6-402(4)(e)(I) for the purpose of determining positions relative to matters that may be subject to negotiations; developing strategy for negotiations; and instructing negotiators with respect to \_\_\_\_\_ (insert brief description). This session will be recorded, and a copy of the recording maintained for not less than 90 days.
  - c. At the conclusion of an executive session and the resumption of the public meeting, the Chairman will announce that if any person who participated in an executive session believes that any substantial discussion of any matters not included in the motion to go into executive session, or that any improper action occurred during an executive session in violation of the Open Meetings Law, that such person state their concern for the record.
- (12) **4:35 PM** Board Actions in Regard to Executive Session
- (13) **4:40 PM** Determination of Next Meeting(s) Agenda(s)
- (14) **4:50 PM** Adjournment.



## INSTRUCTIONS FOR MEETING ATTENDEES

### JOIN A MEETING

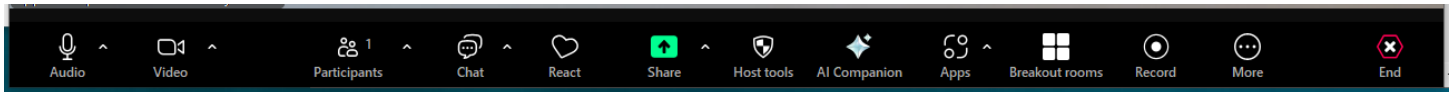
Join a Zoom meeting by clicking on the Zoom link provided by the meeting host or on our website. Example:



If this is your first Zoom meeting on your device, well in advance of the meeting click download and run Zoom. The *Zoom.exe* file will download, and you will need to open the file. This only needs to be done once for any device that you use Zoom on for the first time.

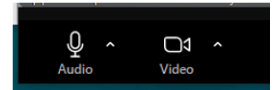
Once set up, click Join a Meeting > enter the Meeting ID > then click Join > enter Password if needed > then Join Meeting. Click Join with Computer Audio.

When you join a Zoom meeting hosted by another you will be an Attendee. You will have access to several features by hovering over the bottom of your Zoom meeting screen. The tool bar here will pop up:



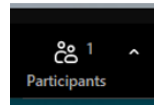
### MUTE/UNMUTE AND START/STOP VIDEO

If your device has a microphone you can mute/unmute your microphone by clicking the Audio icon on the tool bar. A red line through the icon means you are muted. If your device has a camera you can turn it on/off by clicking the Video icon. A red line means the Video/camera is off.



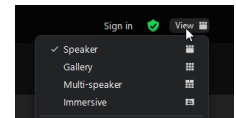
### PARTICIPANTS

If you click on Participants you can view who is in the meeting. The participants list also gives you the option to rename yourself. Make sure you are identified properly. Hover over your name and click the three dots to change how your name appears. Example:



### CHOOSE LAYOUT

At the upper right of your screen you can switch between Speaker View and Gallery View.



### LEAVE MEETING

You can leave the meeting at any time by clicking on Leave Meeting at the lower right corner of the Zoom tool bar.

### JOIN MEETING VIA CELL PHONE WITH ONE TAP MOBILE

To join a Zoom meeting via cell phone using one-tap mobile, simply tap the "One Tap Mobile" link in the meeting invitation on your phone. This will automatically dial the meeting number and enter the meeting ID, allowing you to join the audio only portion of the meeting without using the Zoom app.

### JOIN MEETING BY PHONE WITH DIAL BY YOUR LOCATION

To join a Zoom meeting via a phone using your location's dial-in number, locate the "Dial by your location" section in the meeting invitation. Select the appropriate number for your country or region and dial it. You will then be prompted to enter the meeting ID, followed by any required participant ID and passcode.

### ADDITIONAL RESOURCES (click to open)

[Getting Started](#)

[Zoom Video Tutorials](#)

[Using the Mobile App](#)

[Zoom Help Center](#)

[Zoom Training](#)